

CDL4UN(I.S)



4 sq.mm Double Level Internally Shorted Terminal Blocks.

In the CDL4UN(I.S) Terminal Blocks, both levels are internally shorted. These blocks are useful for distribution application with the aid of shorting links at the lower level.

TECHNICAL DATA

Rated Voltage	800 V
Rated Current	32 A
Tightening Torque	0.5 Nm
Housing Material	Polyamide
Comparative Tracking Index	1
Standard Colour	Grey
Type of Connection	Screw Clamp
Product Function	Double Level
Wire Entry Orientation	Side Entry
Mounting Possibility	DIN 32/DIN 35/DIN 35-15 Rail
Screw Size	M3
Operated by	Screwdriver
Rated Surge Voltage	8 KV
Pollution Degree	3

CONNECTION DATA

Conductor Cross Section Stranded min.	0.2 mm ²
Conductor Cross Section Stranded max.	4 mm ²
Conductor Cross Section AWG/Kcmil min	22 AWG
Conductor Cross Section AWG/Kcmil max	10 AWG
Conductor Cross Section Stranded with Ferrule/Lug min	0.2 mm ²
Conductor Cross Section Stranded with Ferrule/Lug max	4 mm ²
2 Conductors with same Cross Section Stranded min	0.2 mm ²
2 Conductor with same Cross Section Stranded max	2.5 mm ²
Conductor Cross Section Solid min	0.2 mm ²
Conductor Cross Section Solid max	6 mm ²
2 Conductors with same Cross Section Stranded with TWIN Ferrule/Lug min	0.2 mm ²
2 Conductor with same Cross Section Stranded with TWIN Ferrule/Lug max	2.5 mm ²
Stripping Length	9 mm
Internal Cylindrical Gauge	A4

DIMENSIONS

Height with DIN 32 rail	64.5 mm
Height with DIN 35 x 15 mm rail	67.2 mm
Height with DIN 35 x 7.5 mm rail	59.5 mm

DIMENSIONS....

Length	57 mm
Width (Thickness)	6 mm

APPROVALS









ORDERING INFORMATION

CAT. NO.	DESCRIPTION	STD. PACK
CDL4UN(I.S)	4 sq.mm internally shorted 2 level Terminal Block in Grey colour	100
CDL4UN(I.S)BU	4 sq.mm internally shorted 2 level Terminal Block in Blue colour	100

ACCESSORIES

IMAGES	CAT. NO.	DESCRIPTION	STD. PACK
	CA501-1M	Din 32 Rail unslotted 1 meter	50
	CA501-1M-S	Din 32 Rail slotted 1 meter	50
	CA501-2M	Din 32 Rail unslotted 2 meter	50
	CA501-2M-S	Din 32 Rail slotted 2 meter	50
	CA701-1M	Din 35 Rail unslotted 1 meter	50
	CA701-2M	Din 35 Rail unslotted 2 meter	50
	CA701-2M-S	Din 35 Rail slotted 2 meter	50
	CA701-1M-S	Din 35 Rail slotted 1 meter	50
	CA701-15-1M	Din 35 Rail 15 deep unslotted 1 meter	50
	CA701-15-1M-S	Din 35 Rail 15 deep slotted 1 meter	50
	CA701-15-2M	Din 35 Rail 15 deep unslotted 2 meter	50
	CA701-15-2M-S	Din 35 Rail 15 deep slotted 2 meter	50
	CA202	End Clamp in Polyamide suitable for Din 35 / Din 35-15 Rails	50
	CA702	End Clamp in Polyamide 66 suitable for Din 32 / Din 35 / Din 35-15 Rails	50
	CA802	End Clamp in Polyamide suitable for Din 35 / Din 35-15 Rails	50

ACCESSORIES			
IMAGES	CAT. NO.	DESCRIPTION	STD. PACK
	EPCDL4UN	End Plate in Grey colour	50
	SPCDL4U	Separator Plate in Grey Colour	100
	CA722/2	Pre Assembled Shorting Link assemblies with 2 poles	100
	CA722/3	Pre Assembled Shorting Links assemblies with 3 poles	100
	CA722/4	Pre Assembled Shorting Links assemblies with 4 poles	100
	CA722/10	Pre Assembled Shorting Links assemblies with 10 poles	10
	CA722/100	Pre Assembled Shorting Links assemblies with 100 poles	10
	CA742/2	Insulated Pre assembled Shorting Link for 2 way shorting	100
	CA742/3	Insulated Pre assembled Shorting Link for 3 way shorting	100
	CA742/4	Insulated Pre assembled Shorting Link for 4 way shorting	100
	CA742/10	Insulated Pre assembled Shorting Link for 10 way shorting	10
	CA742/100	Insulated Pre assembled Shorting Link for 100 way shorting	10
	CA714/2	External Comb Type Shorting Link Available in 2 pole	100
	CA714/3	External Comb Type Shorting Link Available in 3 pole	100
	CA714/4	External Comb Type Shorting Link Available in 4 pole	100
	CA714/10	External Comb Type Shorting Link Available in 10 pole	20
	CA703/1	Permanent Shorting Link for 2 way shorting	100
	CA704/1	Permanent Shorting Link for 3 way shorting	100
	CA705/1	Permanent Shorting Link for 4 way shorting	100
	CA732/10	Permanent Shorting Link for 10 way shorting	100
	CA732/10-A	Permanent Shorting Link (Breakable) for 10 way shorting	100
	CA732/100	Permanent Shorting Link for 100 way shorting	100
	CA707/S/Q/01	Shorting Sleeve and Screw	100
	CA509/K6	Blank Marking Tag	100

ACCESSORIES			
IMAGES	CAT. NO.	DESCRIPTION	STD. PACK
	CA707/TS/01	Test Socket Suitable for CTS2.5UN / CTS2.5UE / CTS4UN / CTC4U / CMB4 / CTLG2.5 / CTL2.5U / CTL2.5UH / ODL4U / ODL4UA / CDLG2.5 / CMC1-2 / CMC2-2 Terminal Blocks.	100
	SCS0.6/3.5	Electricians Screwdriver for slotted screws	10

RATINGS AS PER STANDARDS

STANDARDS	UL 1059	IEC/EN60947-7-1	CSA C.22.2 No:158
Approvals	UL	CE	CSA
Conductor Cross Section Stranded min.	22 AWG	0.2 mm ²	22 AWG
Conductor Cross Section Stranded max.	10 AWG	4 mm ²	10 AWG
Rated Voltage	600 V	800 V	600 V
Rated Current	35 A	32 A	35 A
Tightening Torque	7 lb-in	0.5 Nm	7 lb-in